

AD360



The AD360 supply and return grilles in aluminum consist of a special extruded aluminum frame to house horizontal fixed bar blades with 0° or 15° inclination, with 12.5 mm pitch for large sizes, or H > 300 mm.

MATERIAL AND FINISH

- Natural anodized aluminum

APPLICATION

- Wall mounting or on rectangular visible ducts
- summer ΔT up to -10 K and winter up to +15 K
- Used in supply e return.

FASTENING

- AD... with clips
- AE... with non-visible screws (hidden screws)
- AF... with visible screws

VERSIONS

- A... 360 grille with fixed bars inclined 0°
- A... 380 grille with fixed bars inclined 15°

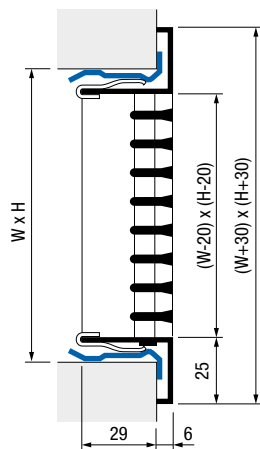
ACCESSORIES

GR001 Counter-frame in galvanized steel for fastening with concealed screws (AE...)

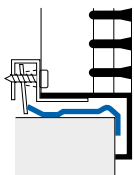
GT007 Regulating damper with opposed multiple blades mounted on the grille.

Contact our Technical Department since the regulating damper depends on the size of the grille.

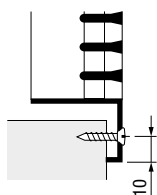
DIMENSIONS AND FASTENING SYSTEM



type AD360
clips and counter-frame fixing



type AE
fixing with hidden screws and counter-frame



type AF
fixing with screws

PRICES

Model	AD360 / AD380	Accessories
		GR 001
400 x 400		
500 x 400		
600 x 400		
700 x 400		
800 x 400		
1000 x 400		
1200 x 400		-
1500 x 400		-
500 x 500		-
600 x 500		-
700 x 500		-
800 x 500		-
1000 x 500		-
1200 x 500		-
1500 x 500		-

For fixing system AF please refer to AD type pricing, for AE type prices UPON REQUEST