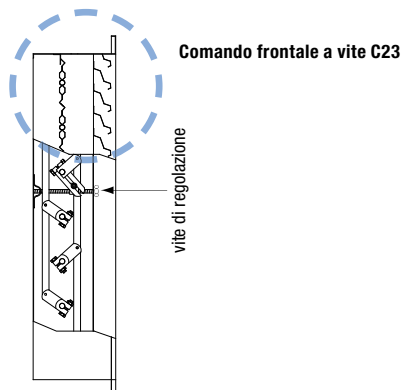
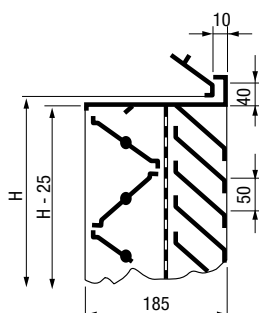


## WG51 + GTE05



Dato il foro W x H, netto corpo griglia (W -25) x (H -25)

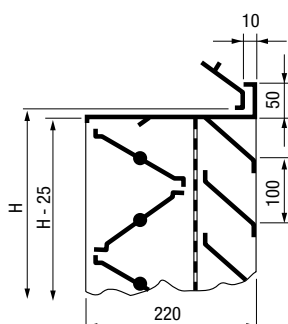
### MATERIALE E FINITURA

- Griglia WG51 passo 50 mm, rete e serranda GTE05 passo 100 mm.
- Telaio in acciaio zincato incluso
- Comando frontale C23 incluso

### DIMENSIONI E PREZZI

[mm] W	200	300	400	500	600	700	800	900	1000	1100	1200	1300	1400	1500
H	€	€	€	€	€	€	€	€	€	€	€	€	€	€
250														
350														
450														
550														
650														
750														
850														
950														
1050														

## WG101 + GTE05



### DIMENSIONI E PREZZI

[mm] W	400	500	600	700	800	900	1000	1100	1200	1300	1400	1500
H	€	€	€	€	€	€	€	€	€	€	€	€
450												
550												
650												
750												
850												
950												
1050												
1150												
1250												
1350												
1450												
1550												
1650												
1750												
1850												
1950												
2050												

### MATERIALE E FINITURA

- Griglia WG101 passo 100 mm, rete e serranda GTE05 passo 100 mm.
- Telaio in acciaio zincato
- Comando frontale C23 incluso