


LMTH



The LMTH supply and return heavy-duty floor grilles in class L15 according to the EN 1253-2 standard consist of a sturdy external frame in aluminum and a grille with fixed-bar blades inclined 0°. They are particularly suitable for installation on floating floors.

MATERIAL AND FINISH
Shiny aluminum grille.

APPLICATION
Designed for assembly on floating floors and for installations requiring frequent passage of people and/or heavy equipment according to the EN 1253-2 standard.

USE SPECIFICATIONS
The class L15 grille has been tested by an independent laboratory in compliance with the EN 1253-2 standard, which guarantees its ability to meet the difficult load requirements safety factor of the main specifications regulating the handling and assembly of heavy machinery or in areas with light vehicle traffic.

FASTENING

- LMT-SHD1 lying flat on the floor
- LMT-SHDA with screws that permit adjusting installation with the different heights of floating floors.

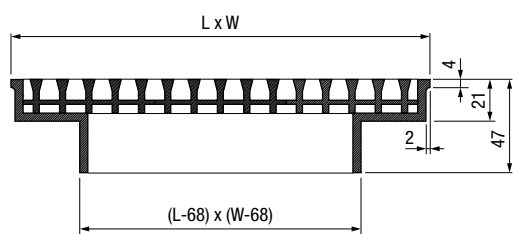
VERSIONS

- LMT-SHD1 lying flat on the floor
- LMT-SHDA with screws that permit adjusting installation with the different heights of floating floors
- LMT-SHD1+SPHD lying flat on the floor with regulating damper in black painted steel
- LMT-SHDA+SPHD with screws that permit adjusting installation with the different heights of floating floors with regulating damper in black painted steel

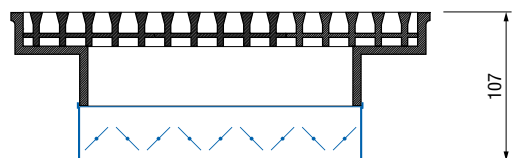
ACCESSORIES

- SPHD Regulating damper with opposed blades in electro-galvanized steel painted black. Operation by easy to reach internal screw.

DIMENSIONS AND FASTENING SYSTEM



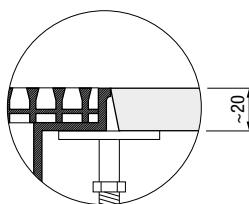
LMT-SHD1



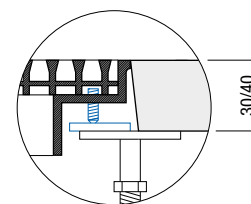
LMT-SHD1 + SPHD regulating damper

PRICES

Model	LMT-SHD1 LMT-SHDA	LMT-SHD1 + SPHD LMT-SHDA + SPHD
600 x 600		



LMT-SHD1 fastened lying flat on the floor



LMT-SHDA fixing with screws